

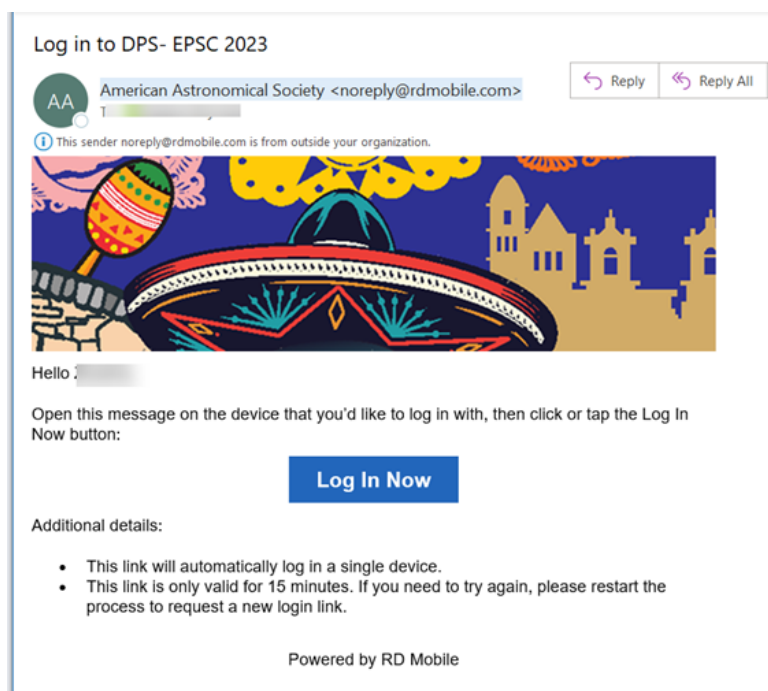
To log in to the virtual DPS-EPSC 2023 platform in an internet browser window

1. Visit the platform website: <https://events.rdmobile.com/Events/Enter/16729>.
2. Enter the email address you registered with (on your AAS/DPS account) and click log in.



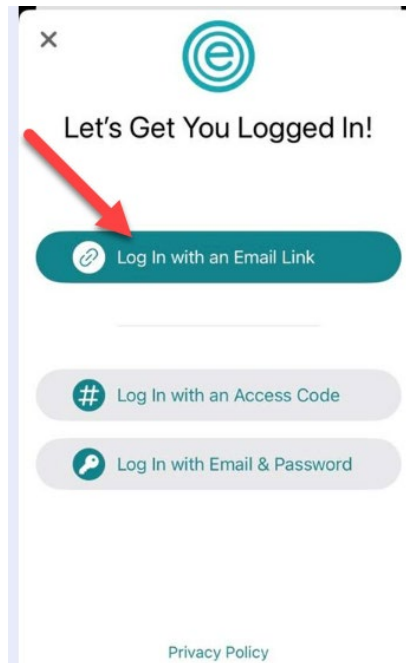
3. Go to your email inbox and search for the email from noreply@rdmobile.com, subject line “Log in to DPS- EPSC 2023,” and click on “Log In Now.”

Note that this link is specific to you and can't be shared with others.



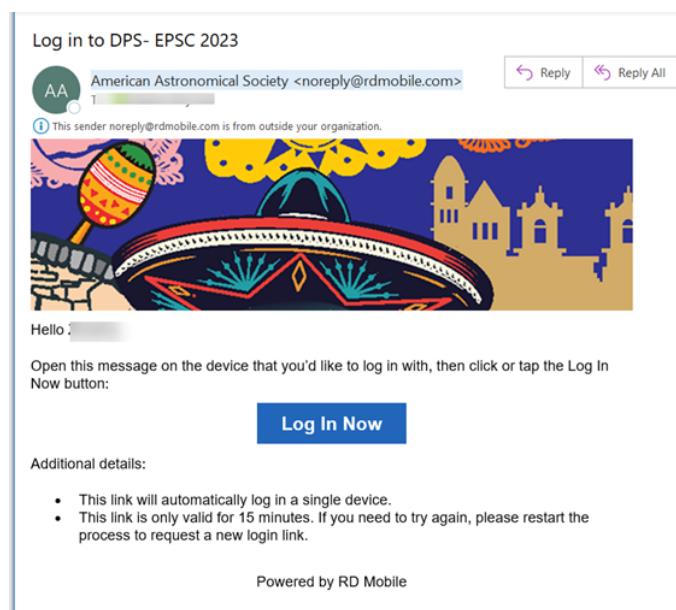
To log in to the virtual DPS-EPSC 2023 platform in the mobile app

1. Download the “Engagefully” app from your mobile device's app store.
2. Search for the DPS-EPSC 2023 event and select it.
3. Select “log in” and then click “Log In with an Email Link”.



4. Go to your email inbox and search for the email from noreply@rdmobile.com, subject line “Log in to DPS- EPSC 2023,” and click on “Log In Now.”

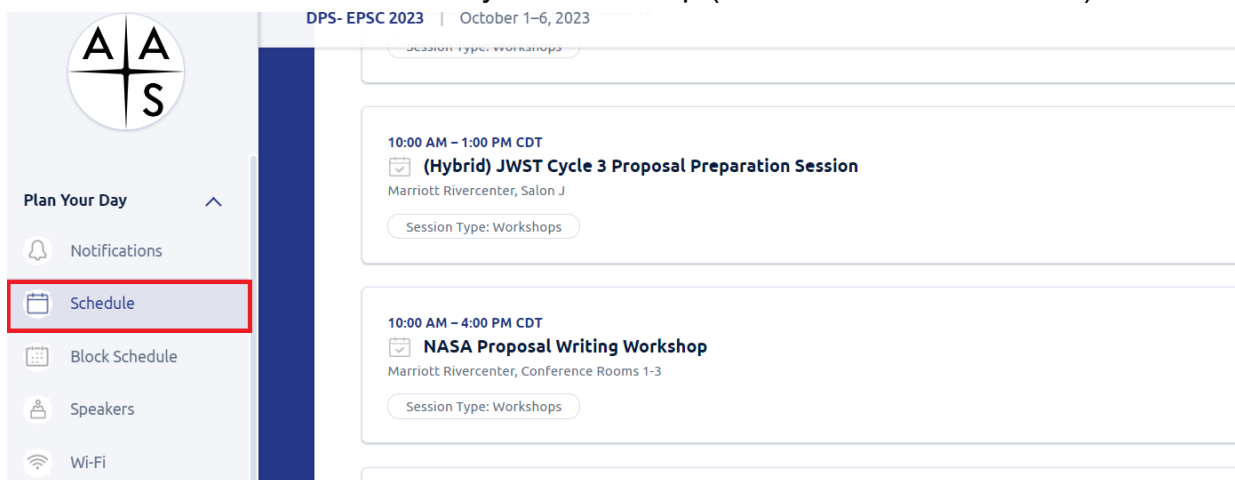
Note that this link is specific to you and can't be shared with others.



Creating your personal itinerary / planning your event

With a meeting as busy as DPS-EPSC 2023, it helps to plan your day before you arrive at the venue. With the AAS meeting app, you can create your own personal schedule before you arrive, including choosing your sessions and exhibitors to visit. On the day, you'll be ready to go and know what's coming up next/where you need to be to maximize your day!

1. Log in to the app or the desktop virtual platform.
2. In the left-hand menu, select “Schedule” at the bottom of the screen on a mobile device or under “Plan Your Day” on a desktop (see the screenshot below).




3. View session descriptions, speaker information, and other details by clicking/tapping the session names or using the search bar.
4. To add a session to your schedule, open it and click the “Select Session” icon to the right on a desktop or tap the calendar icon on a mobile device.

NASA Proposal Writing Workshop

Sunday, October 1 10:00 AM – 4:00 PM CDT

Marriott Rivercenter. Conference Rooms 1-3

 Select Session

5. To review your personal schedule on a desktop, click “My Schedule” on the Schedule page. To do so on a mobile device, tap “Schedule”, go to “Filters” at the top right, tap “Selected”, and tap Apply. You can also view events in your schedule in the Dashboard on your mobile device.

Viewing live sessions

You will use the DPS-EPSC 2023 meeting app or the desktop meeting platform to view the livestreams of sessions.

1. Go to the meeting app on your mobile device or the [virtual platform](#) on your computer and sign in if necessary.
2. Click or tap on the session you wish to view in the schedule and go to the session details.
3. Click or tap on the “Join on Zoom” link to join the live session.

