

DPS 2021 Gathertown

Installing and Joining Gathertown

The link <https://gather.town/app/qxcxf5mBm6KDHuSS/DPS53> will take you to the site.

Gathertown runs best in Google Chrome, though it may work in Firefox and Safari (Beta) as well. Other browsers are not supported. You can use these browsers on mobile, but the functionality is limited. There is a desktop version for Windows and Mac that you can also use. <https://www.gather.town/download>

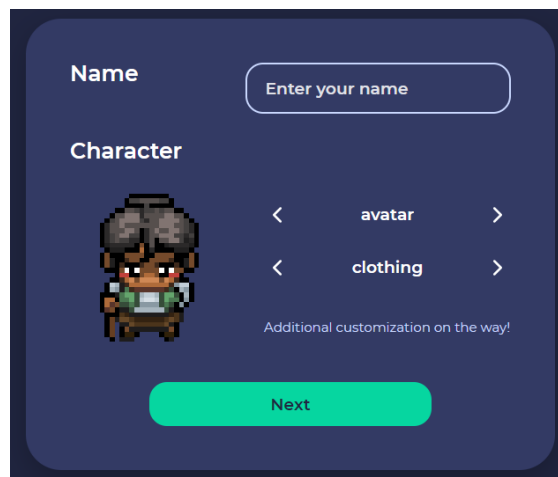
Civility

It is expected that everyone will follow the AAS Code of Ethics (<https://aas.org/policies/ethics>) during the DPS meeting. We want to be civil to each other and foster a welcoming community.

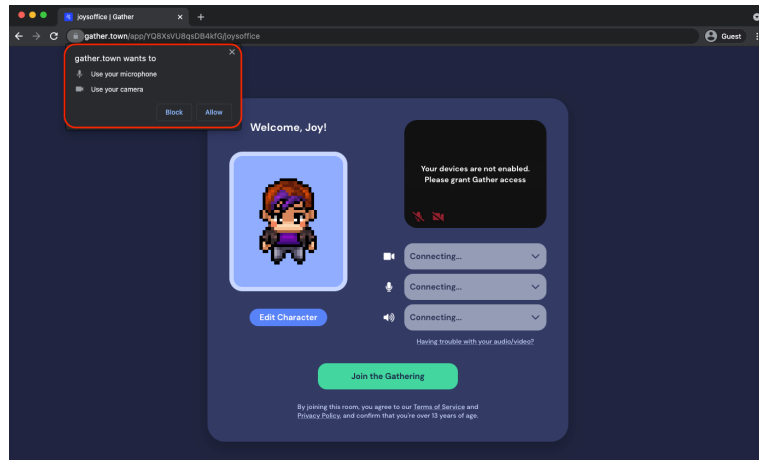
If you have witnessed or experienced a situation of concern, please contact the “Conduct Response Team,” on Slack or via email: dpsresponseteam@aas.org

Setup

Enter your name and affiliation and pronouns if desired. This will help identify you to others within the Gather.town environment. Use the arrows to choose your avatar and clothing and click Next.



Select your camera, microphone, and speaker; **You will need to approve the use of the camera and microphone in your browser.** If you have disabled this you can reapprove: <https://support.google.com/chrome/answer/2693767>



click Join the Gathering; and you will enter the lobby.

Links and basics

Use the arrow keys in your keyboard to walk around the space.

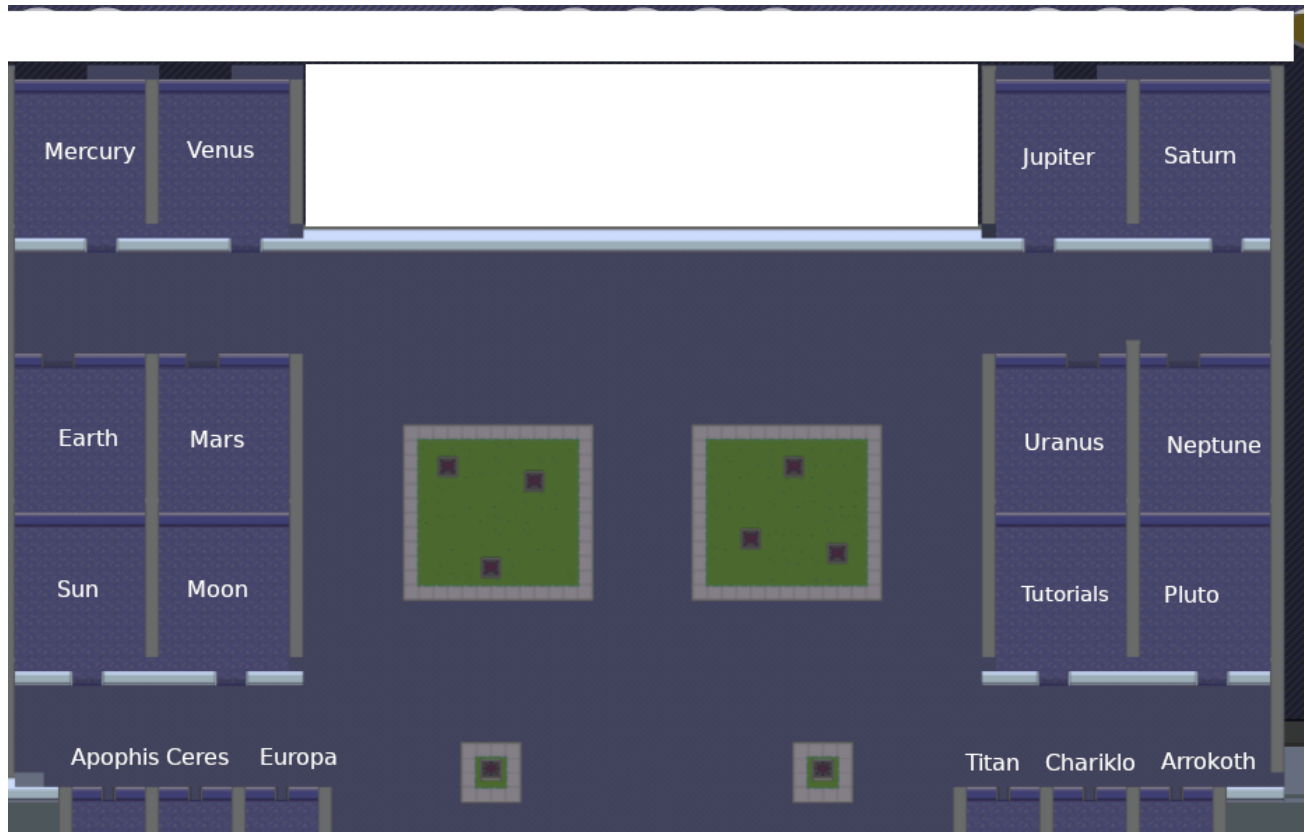
- As you start moving around, you will see and hear other participants' video and audio. The closer you get, the clearer the video and audio become. As you start moving away, participant video and audio starts to fade.
- You will automatically be connected by video and audio when you get close to others. You can change that by clicking on your name at the center bottom of your screen and selecting Turn On Quiet Mode. If you 'tab' away, you will automatically be muted.
- There are many private spaces around (including rooms) for you to connect with people.
- Fun tip: use ctrl + z to dance

<https://support.gather.town/help/movement-and-basics>

Maps



Rooms.

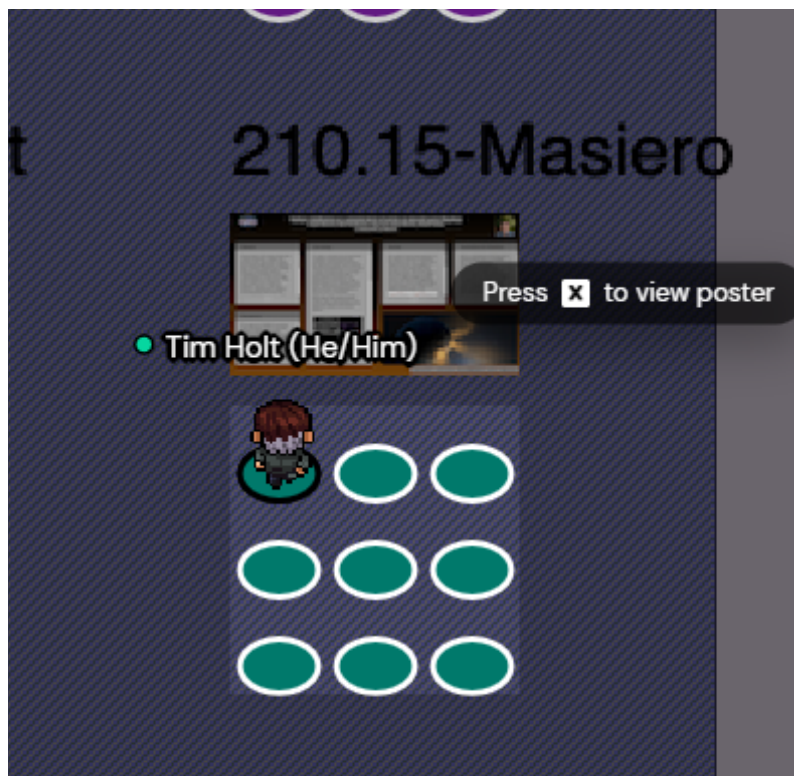


Posters

To view Poster Sessions:

Each poster session topic has its own room within Gather.town.

- Once you join a room, you will see poster boards. To interact with a poster step into the shaded (private) area in front of the poster; press “x” and the url link for the e-poster will pop-up.
- During the designated poster sessions, presenter may be stationed in the private areas to share their screen and discuss their research. If you are not able to enter the space, hold the “g” key to ghost while walking over people to get into the space.
- You must enter the private space to be able to see and hear the presenter.
- To exit the poster press esc or click the x on the top right corner and use your arrow keys to walk out of the space.



Troubleshooting

- If your avatar becomes unresponsive, you may need to refresh your settings.
 - Select the settings icon (gear) then scroll to the bottom for the 'respawn' link
- Hesitating in or near doorways can cause your avatar to stall, so no loitering please.
- Many issues can be resolved with a quick google search. You can also ask in the #_help_desk Slack channel.